



# ARAPAHOE COUNTY



# Community Health Nursing Division

## 2024 Financial Summary

Makena Slater MSN, RN, NI-BC – Clinical Nurse Informaticist

Hannah Holland – Revenue Cycle Medical Billing and Coding Specialist

# Billing Practices in Community Health Nursing

- Programs that bill:
  - Sexual Health
  - Immunizations
  - Nurse Family Partnership (NEW this month) – limited services acceptable for billing
- Who is billed:
  - Medicaid
  - Colorado Access
  - Client Self-Pay
  - Limited 3<sup>rd</sup> party private insurance
- How we bill:
  - Electronic Health Record utilization: CureMD
    - Medicaid claims – *All programs*
    - Fee-for-service – *Sexual Health and Immunizations*
    - Sliding fee scales based on federal poverty level guidelines – *Sexual Health*
    - Limited private insurance claims – *Sexual Health and Immunizations*
- Why we bill:
  - To support the sustainability of our public health nursing programs

*\*\*Important to note: The inability to pay a bill is NEVER a reason to deny services to our clients.\*\**



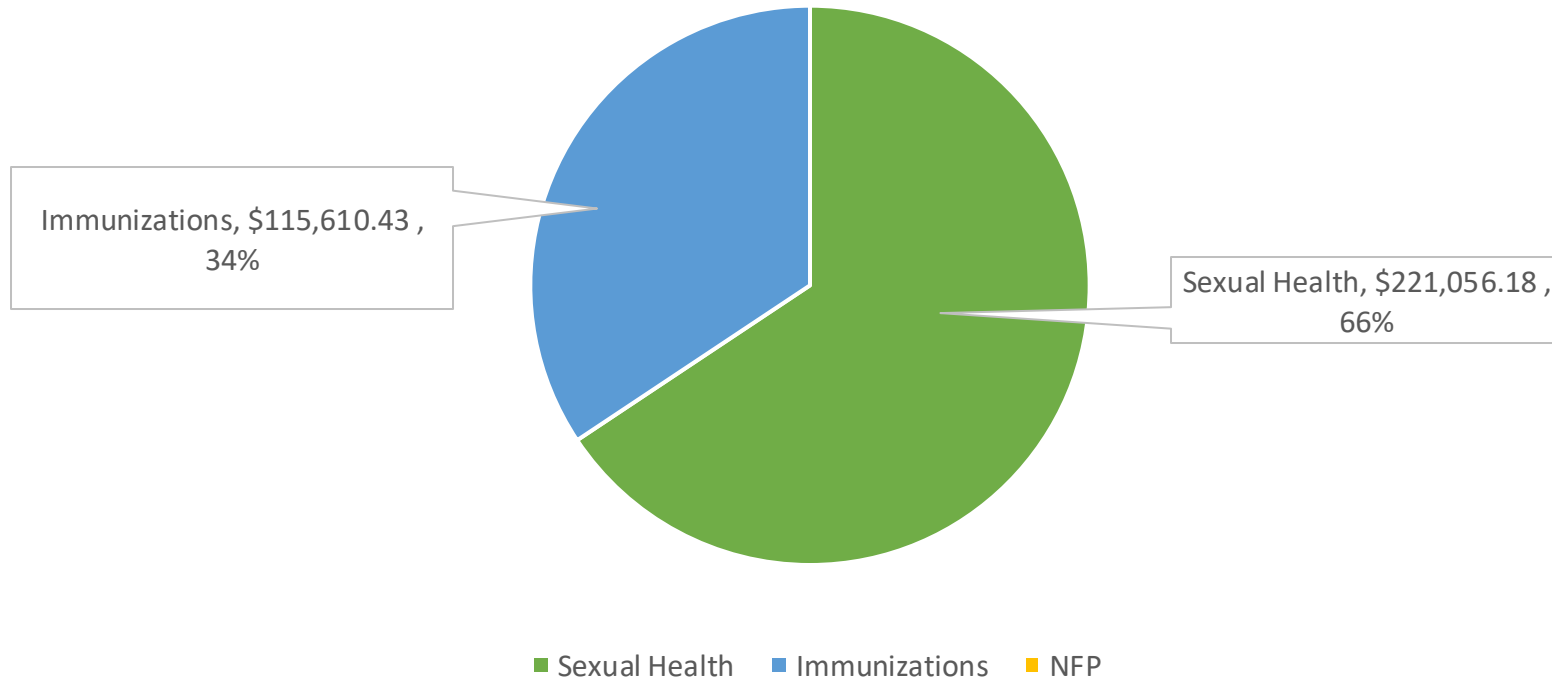


# 2024 Totals

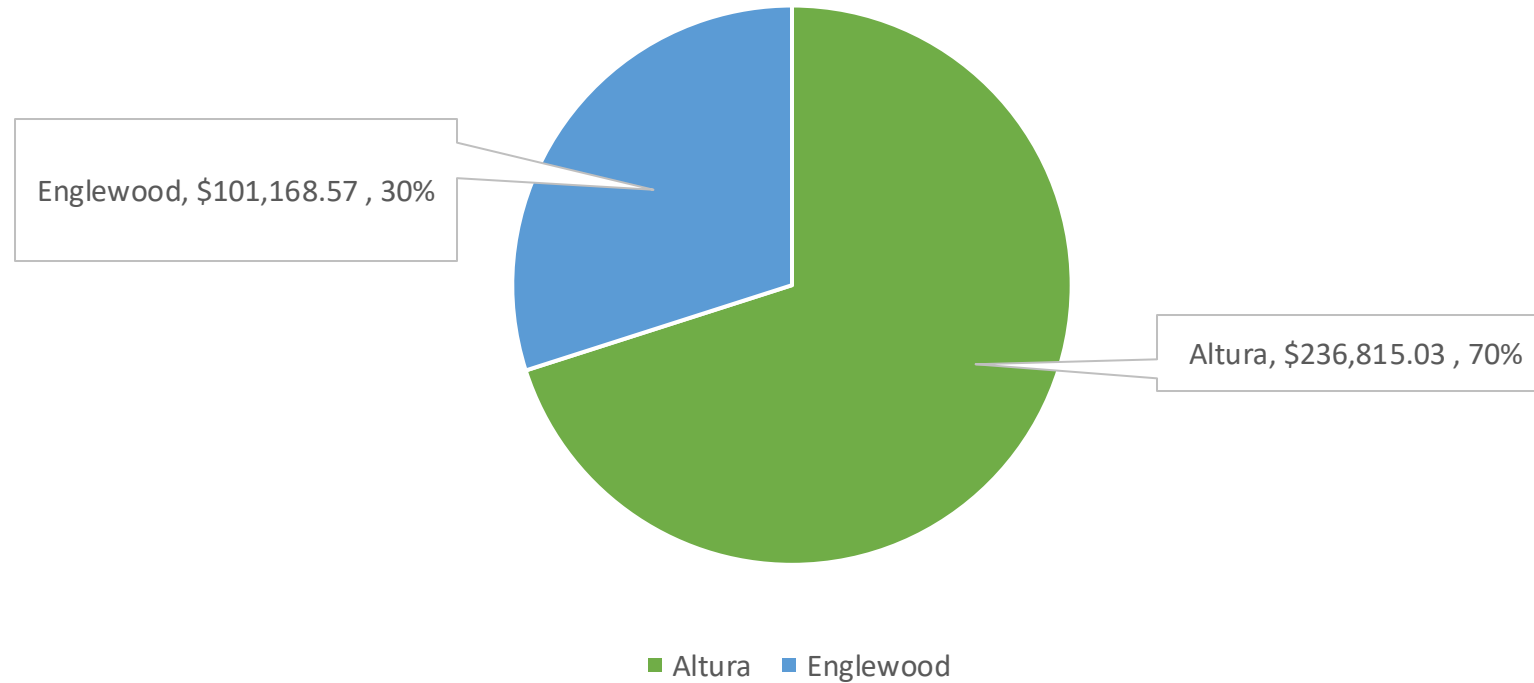
\*\*\*Includes all charges, payments, and write-offs for both client self-pay accounts and insurance plans.\*\*\*

2024 Totals	
<b>Total Charges</b> <i>(amount charged for all dates of service within the year of 2024; includes charges to self-pay clients and insurance plans)</i>	<b>\$964,885.09</b>
<b>Total Write-Offs</b> <i>(writes-offs made within the year for amount left unpaid by insurance plans or for all unpaid charges that are &gt;12mo old)</i>	<b>\$369,794.94</b>
<b>Total Rolling Patient Acct Balance</b> <i>(statement will be sent for all outstanding balances; these will either be paid or written off within 12 months of charge/date of service)</i>	<b>\$156,395.18</b>
<b>Total Payments/Revenue</b> <i>(total revenue received within the year; includes both self-pay clients and insurance plan payments)</i>	<b>\$336,666.61</b>

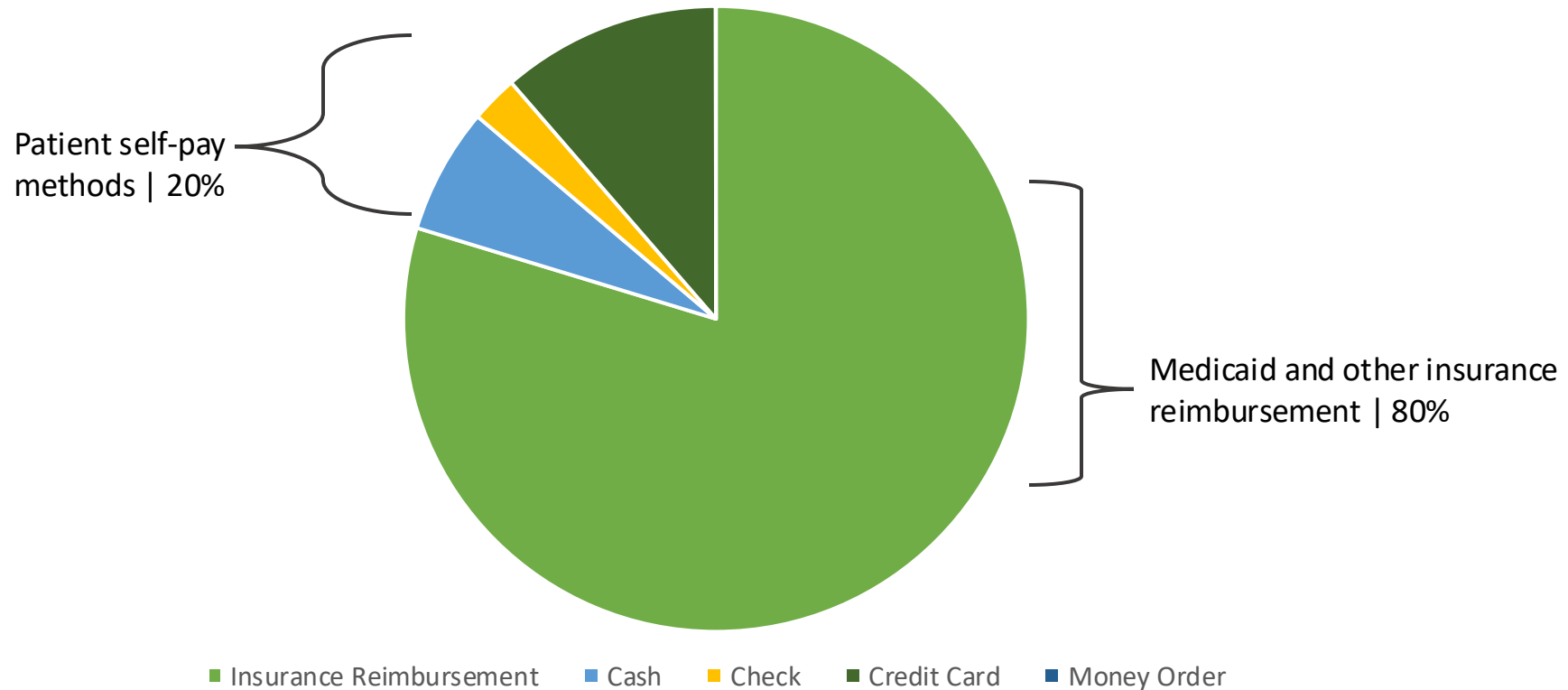
# Total Revenue by Program



# Total Revenue by Location



# Total Revenue by Payment Method





# Days Between DOS and Payment

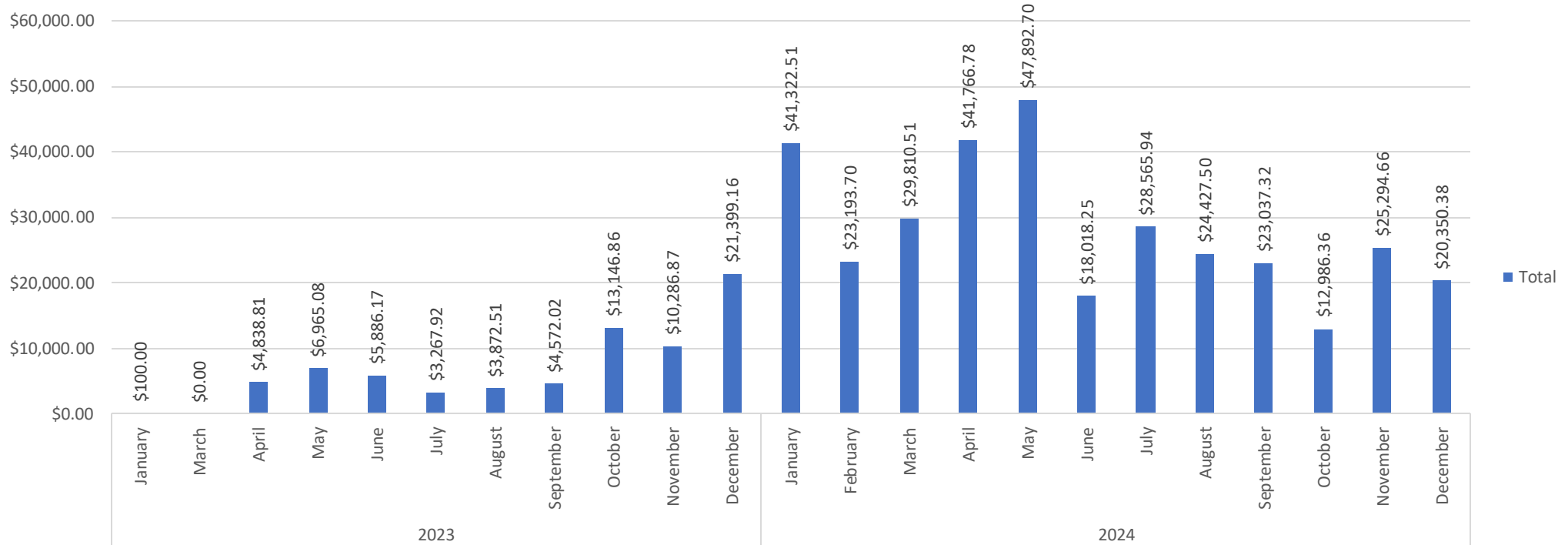
\*\*\*DOS = Date of Service.\*\*\*

2024 Totals	
Minimum Days between DOS and Payment	0
Maximum Days between DOS and Payment	592
Average Days between DOS and Payment	103



# Community Health Nursing Division

Total Payment by Year - CHN Division



2023	Sum of Total Payment	Average Payment by Month
CHN Division	\$74,335.40	\$6,194.62

2024	Sum of Total Payment	Average Payment by Month
CHN Division	\$336,666.61	\$28,055.55

# Billing Moving Forward

- Continuing:
  - Billing Medicaid and clients who are self-pay for Immunizations and Sexual Health clinic services
  - Sending account statements for charges not paid at time of service
  - Writing off charges according to program-specific procedures
- New:
  - Nurse-Family Partnership has begun billing Medicaid this month for limited services provided by home visitation nurses
  - Track trends in 2025 to understand a reasonable expectation of revenue moving forward



Questions?