

# SHOTS FOR TOTS AND TEENS

END OF YEAR REPORT 2024



**Shots for Tots**  
*and teens*

# OVERVIEW OF THE 2024 SHOTS FOR TOTS AND TEENS PROGRAM

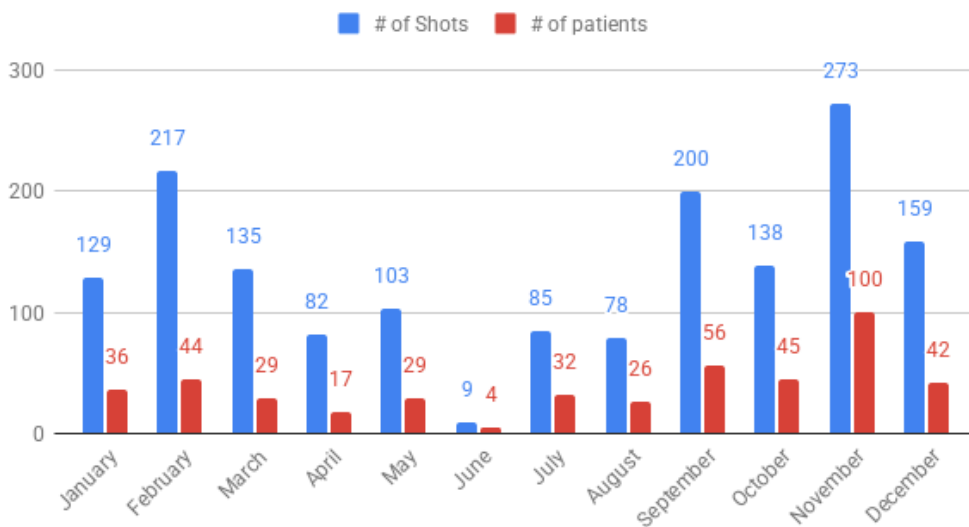
[Shots for Tots and Teens](#) (SFTT) is a partnership between Immunize Colorado, Jefferson County Public Health, Adams County Health Department, Arapahoe County Public Health, and Boulder County Public Health to provide free and low-cost vaccines in community settings in Lakewood, Westminster, Aurora, and Longmont throughout the year. Since 2002, the Shots for Tots and Teens clinics have been responsible for delivering **48,431 vaccines** to **18,526 patients**. In 2024, the partnership held **26 clinics** that delivered **1,608 vaccines** to **460 patients**. The vast majority of all SFTT patients were children (364); the clinics were also able to serve 55 adult patients. The SFTT clinics continued to be an important resource for medically underserved families. 99% (358) of children and 97% (62) of adult patients were un- or under-insured or covered through Medicaid. 33% of patients spoke English, while 59% of patients' primary language was Spanish and 8% of patients spoke another language other than English or Spanish. The SFTT clinics were able to serve patients in four different communities including Aurora, Lakewood, Westminster, and Longmont.

Arapahoe County hosted a monthly clinic during all 12 months of the year, providing 969 vaccines to 254 patients. Adams County hosted six clinics throughout the year, providing 362 vaccines to 110 patients. Jefferson County hosted three clinics in the later half of the year, providing 170 vaccines to 62 patients. And Boulder County hosted five clinics, providing 107 vaccines to 34 patients. Jefferson County and Adams County continued to host their clinics at their office locations. Boulder County hosted clinics at their Longmont Hub. Arapahoe County hosted clinics at the Martin Luther King, Jr. Library. The library was an excellent partner and the location proved welcoming and accessible to clients; however, due to construction happening at the library in 2025, Arapahoe will move their clinics back to their Aurora office for the next year. In total, the clinics provided 133 COVID-19 vaccines to adults and children in 2024 along with other routinely recommended vaccines. Arapahoe County was able to host the WIC (woman, infants, and children) program at five clinics and Aurora Fire at two clinics. Jefferson County was able to host West Metro Fire at all three of their clinics, a family navigator at two clinics, and Benefits in Action at one clinic. They also distributed COVID-19 tests and masks at all clinics free of charge. These supplemental services are beneficial to many patients in attendance.

Throughout the year, Colorado's childhood immunization rates dropped to their lowest levels in years. For the 2023-24 school year, immunization rates dropped for all school-required vaccines among all students. For all Colorado students, rates for each vaccine dropped from 2022-23, and rates for all vaccines for kindergarteners dipped below 89% (except hepatitis B). In Colorado, only 62% of children received a flu vaccine during the 2023-24 flu season, down two points from the previous season. This trend highlights a continued need for individual, community, and policy level action to improve routine childhood immunization rates. Access barriers to immunization also remain a critical issue, one that reinforces the importance of community-based immunization clinics like SFTT as an essential safety net for Colorado families.

# 2024 CLINIC STATISTICS

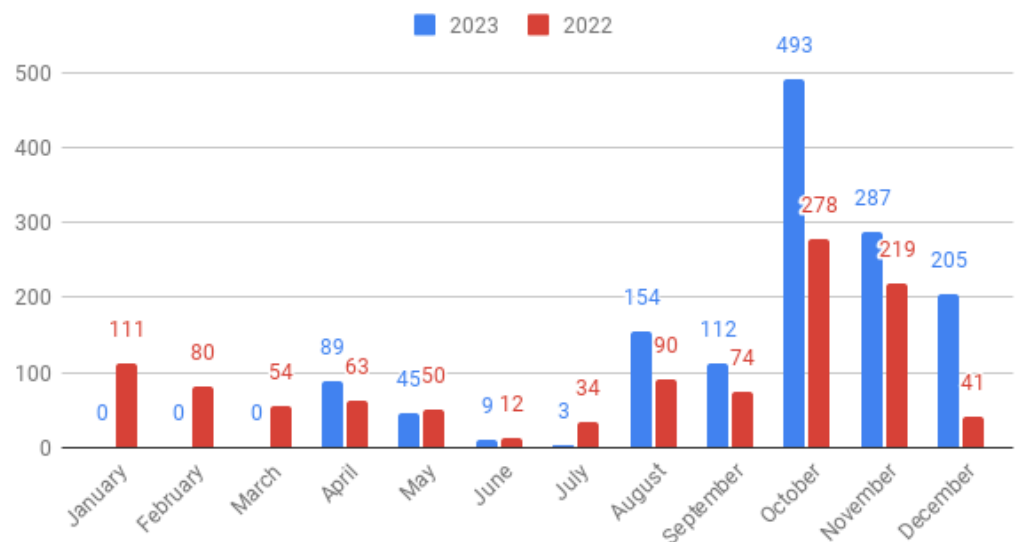
Total Patients and Vaccines by Month



Compared to 2023, 2024 Shots for Tots and Teens clinics saw a 15% increase in the number of shots administered to patients (from 1,397 in 2023 to 1,608 in 2024) and a slight increase in the total number of patients (from 506 in 2023 to 460 in 2024). There were more clinics in 2024 (24) compared to 2023 (19).

Despite gains from 2023, Shots for Tots and Teens clinic numbers did not return to pre-pandemic averages in 2024. In 2019, SFTT clinics administered 2,514 shots to 851 patients, indicating a 36% decrease in shots and a 50% decrease in the number of patients from 2019 to 2023. This is likely due to the continued shifting of clinic locations, newer clinics like Boulder County having participated for just two years, and fewer clinics in total held in 2024 than pre-pandemic.

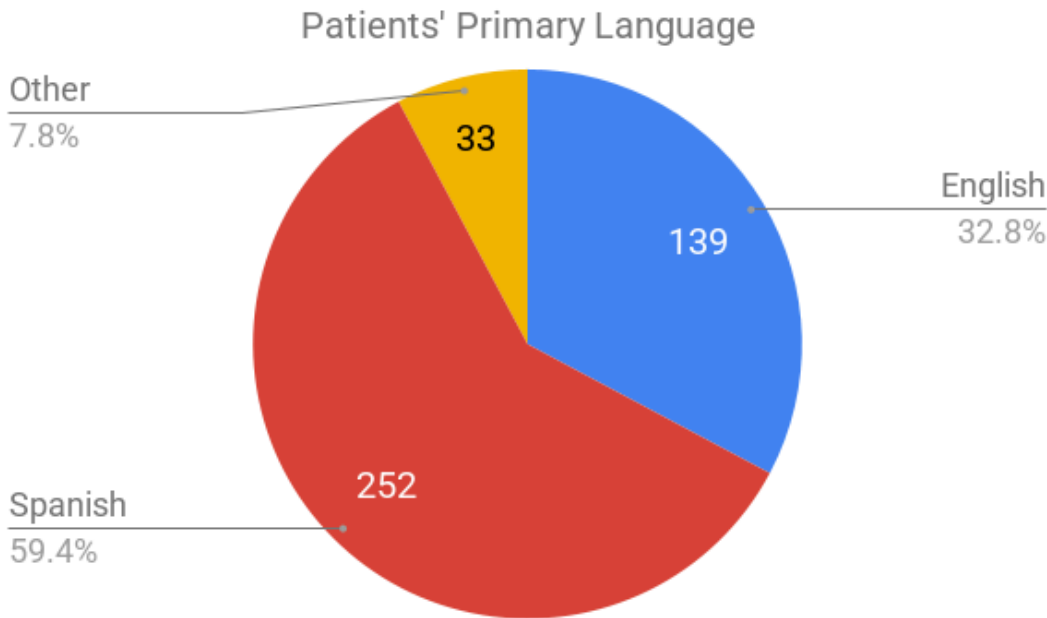
Total Vaccines Given by Month in 2023 vs. 2022



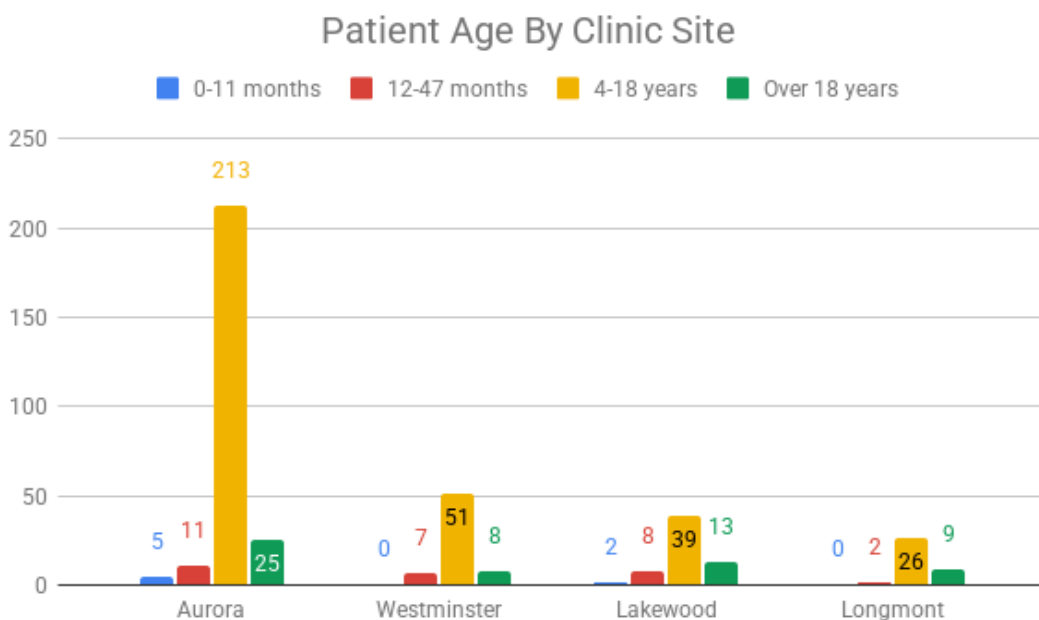
In 2023, Boulder County Public Health joined the Shots for Tots and Teens program, bringing the clinic site total to four. They hosted six clinics in 2024 compared to four in 2023, helping increase the clinic total. Adams County Health Department also increased their clinic number from three in 2023 to six in 2024. Capacity for all clinic partners remained a challenge in 2024, as did funding for the program, which moved to an every-other-year model instead of yearly. These challenges underscore the need to more robustly fund local public health generally and immunization clinics specifically.

# 2024 PATIENT CHARACTERISTICS

In 2024, the majority of Shots for Tots and Teens patients spoke Spanish (59%). 33% of patients spoke Spanish and 8% spoke a language other than English or Spanish. This is a marked change from 2023 when English was the primary language spoken.



The majority of SFTT clinic patients in 2024 were children, and the majority of children were 4–18 years old (329). There were 7 patients aged 0–11 months, 28 patients aged 12–47 months, and 55 patients over 18 years (adults). The Aurora clinic site, which hosted more clinics and saw more patients than the other clinic sites, had the highest number of patients in each age group.\*

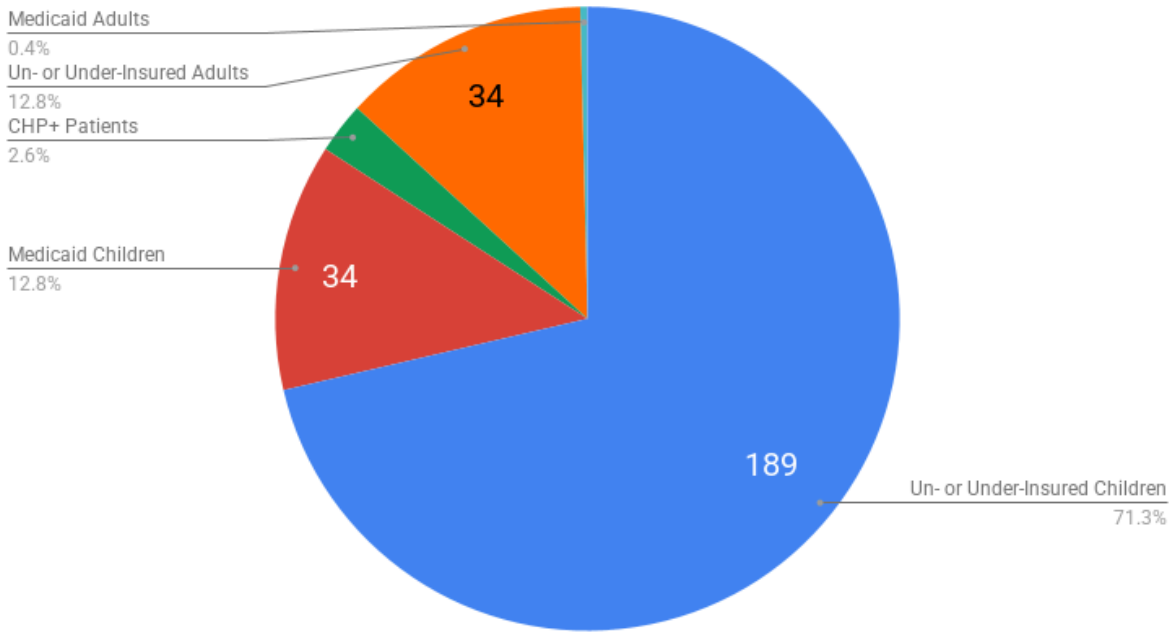


\*Some clinics did not report data for all clients. Data shown is what was reported for clients whose data was collected.

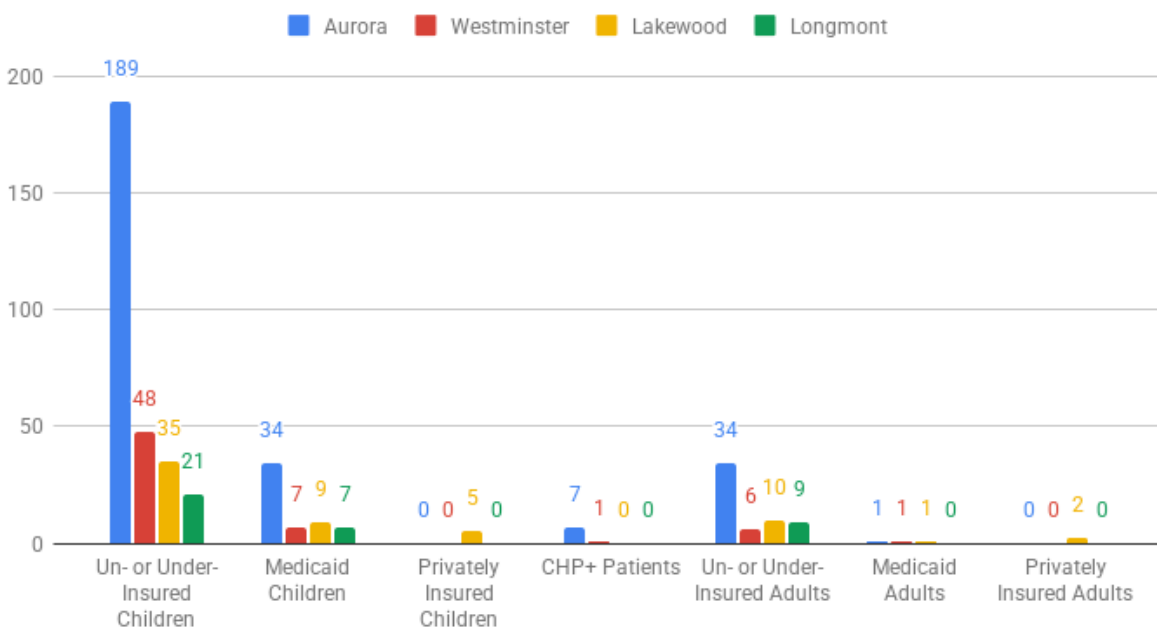
# 2024 PATIENT CHARACTERISTICS

The majority of patients (adults and children) at all SFTT clinics were un- or under-insured (352 patients). The second most reported insurance was Medicaid (60 patients), followed by private insurance (7 patients) and CHP+ (8 patients). All but one clinic were not able to see privately insured patients in 2024, which likely explains the low number of patients with this insurance type. \*

Patients' Insurance Status



Insurance Status By Clinic Site



\*Some clinics did not report data for all clients. Data shown is what was reported for clients whose data was collected.