



AllHealth[®]
N E T W O R K

Aid to Agencies 2020 Annual Presentation

Agenda

- Introductions
- 2020 data
- Overview of funding allocation
- Program highlights
- Future growth



Who we are

Bill Henricks, MBA, PhD

CEO & President

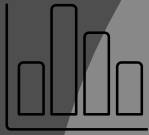
Cynthia Grant, PhD, MBA, LCSW

COO & Chief Clinical Officer




THE DENVER POST





2020 Data





16,259 clients

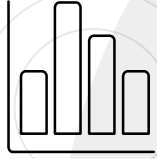
Served in 2020

7,037 Arapahoe Co. residents

42.5% of all clients served

13% increase

AC residents served in CY20 compared to CY19



222,830 services

Provided in 2020

61%

Delivered via telehealth or telephone

94% of clients

want to continue using telehealth

Arapahoe County Client Demographics

Gender

54% female

46% male

Ethnicity

10% Hispanic

Race

2% American Indian

2% Asian

6% Black

1% Hawaiian/Pacific
Islander

54% White

35% Unknown

Age

5% Child 0-11

14% Adolesc 12-17

71% Adult

11% Older Adult (60+)



Arapahoe County Client Payer Sources

19% had no income (\$0)

34% living below the FPL

47% Medicaid

30% Commercial

6% Medicare

3% Indigent (180 residents)

14% Other






2020 Funding Allocations

| Program | Aid to Agencies Funding* |
|-----------------------------------|--------------------------|
| Substance Use Services | \$79,540 |
| Crisis & Acute Treatment Services | \$100,000 |

**Arapahoe County Contribution as % of Total Projected Revenue= 0.42%*



Substance Use Services for AC residents in 2020

1,300 clients

87

MAT clients

33%
increase

25,494
services

135 IOP
clients

63%
Medicaid

Substance Use Program Outcomes

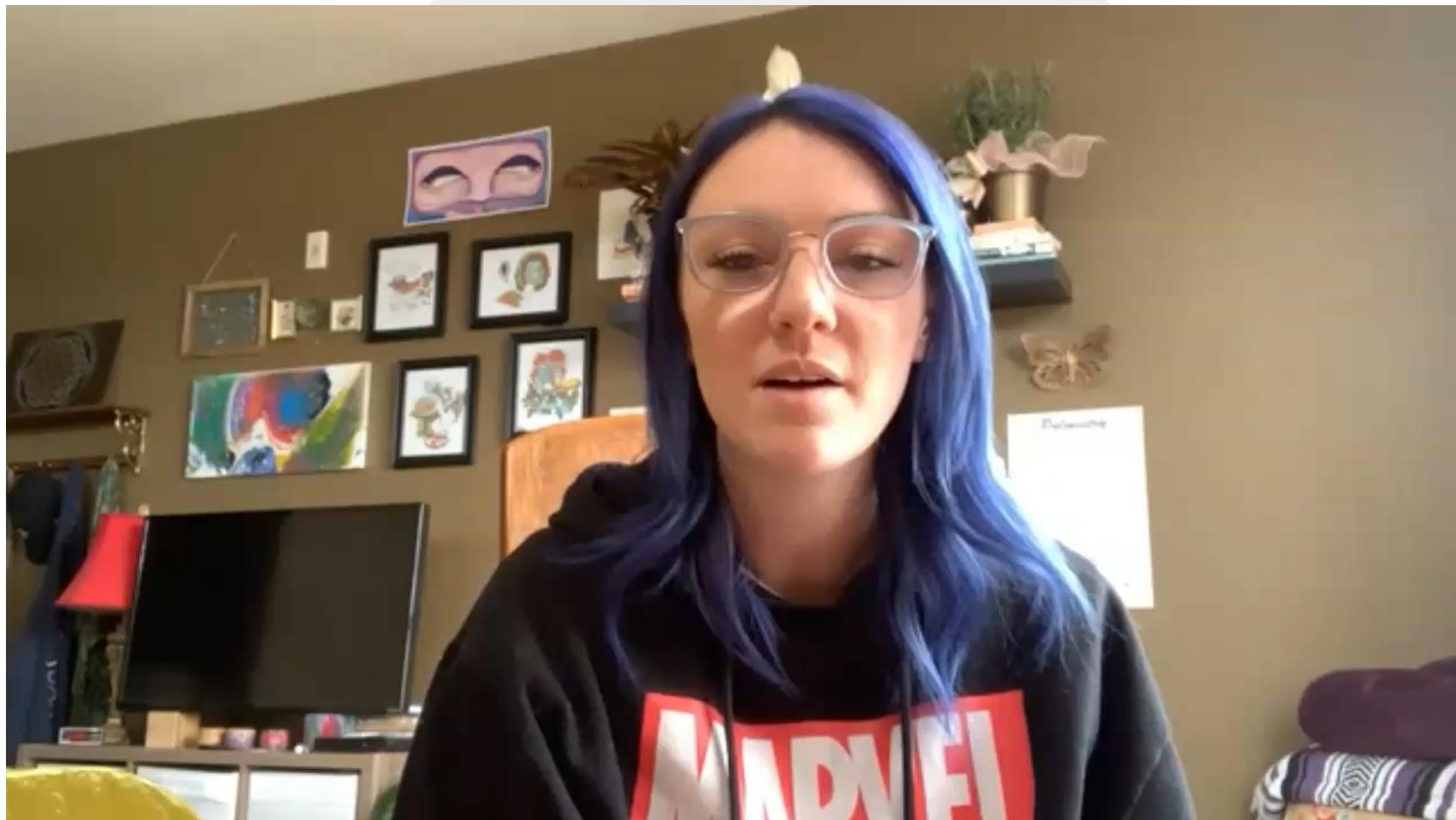
- 65% reported a decrease in their use of alcohol

Improved pre and post scores for:

1. Use (36% of clients)
2. Risk (52% of clients)
3. Protective Factors (53% of clients)







Crisis & Acute Treatment Services

ATU

233 clients from
Arapahoe County

29% of all admits
were AC residents

1,250 bed days

CSU

274 clients from
Arapahoe County

33% of all admits
were AC residents

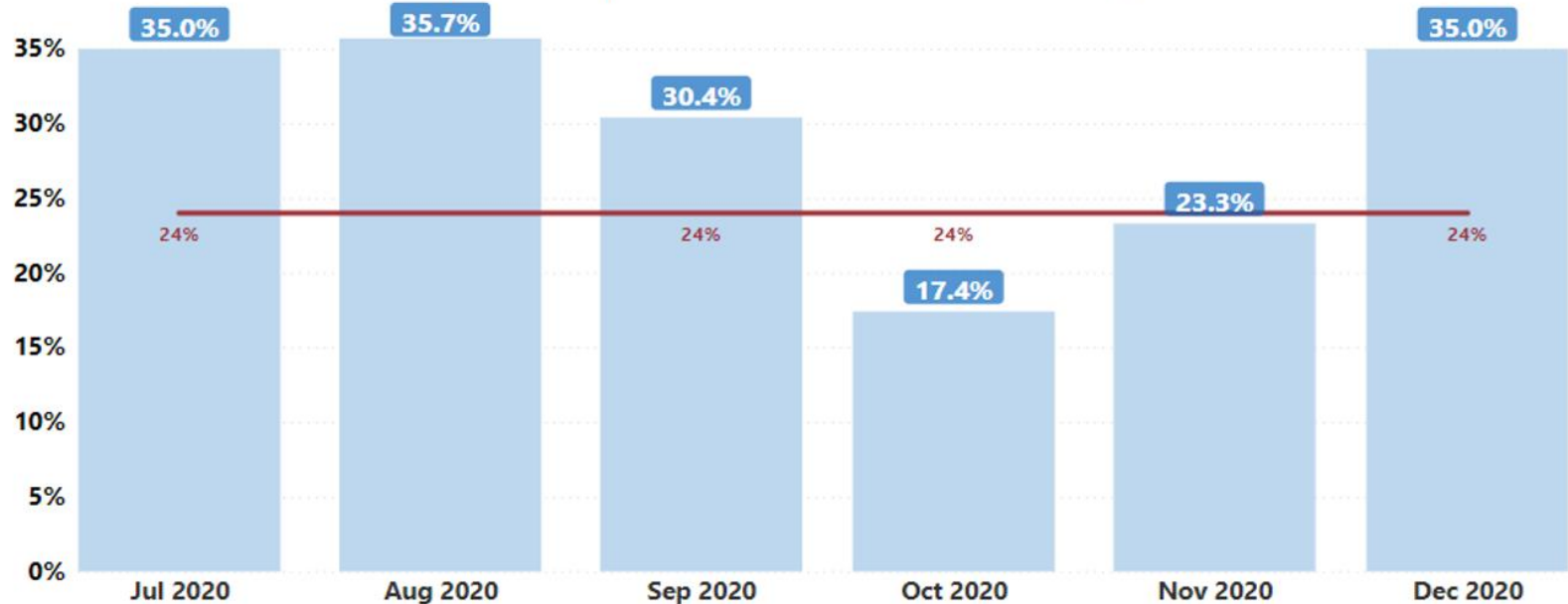
1,216 bed days



ATU & CSU Outcomes

% of Clients with a Hospital Step Down Service within 7 Days

*Target is above 24%



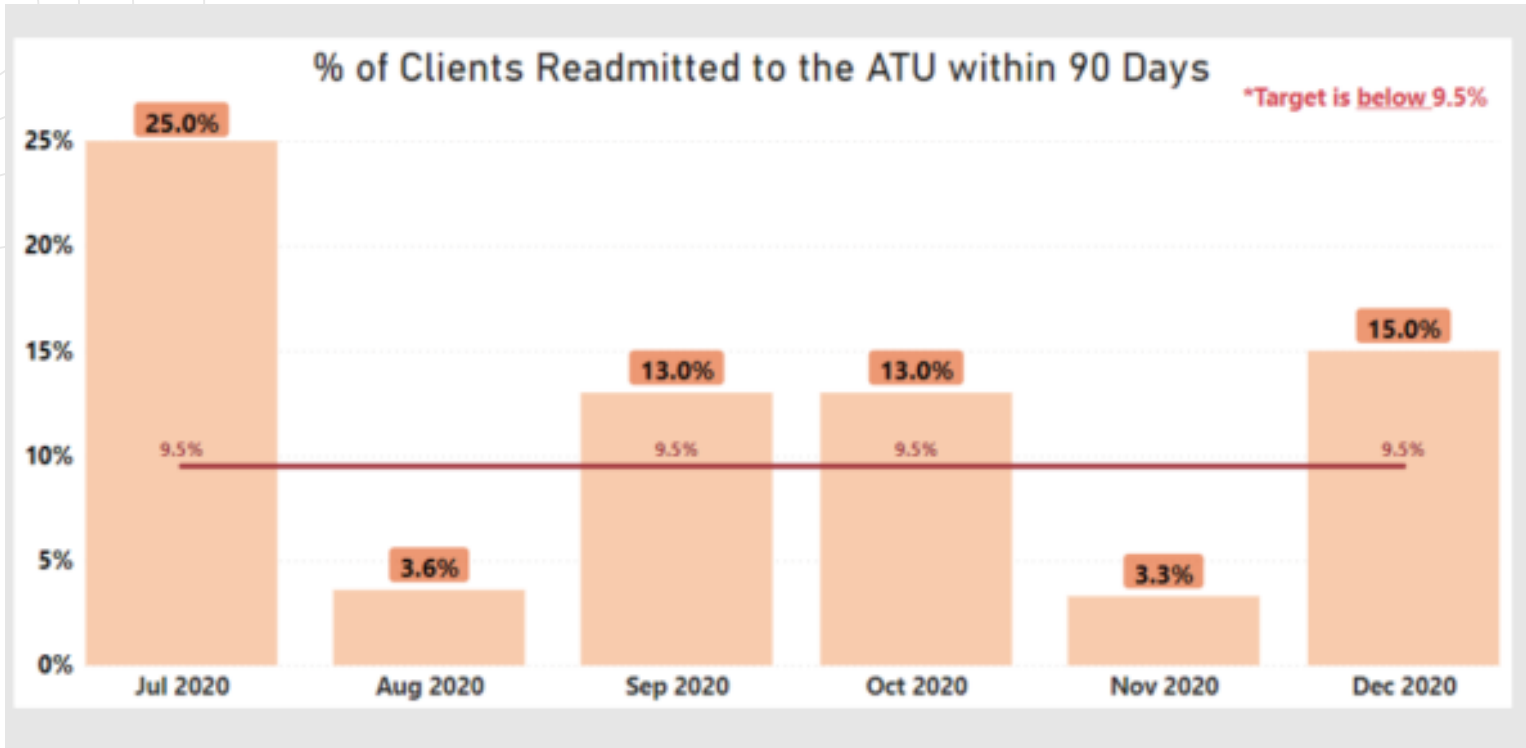
Follow up after discharge

% of Clients with 3 Outpatient Services within 45 Days

*Target is above 85%



ATU Readmissions within 90 days





Walk in Center (WIC)

856 Crisis Evaluations for AC residents

42% of all WIC clients were AC residents

Disposition from WIC

- **34%** safety planning & discharge home
- 27% admit to CSU
- 10% admit to ATU
- 24% admit to inpatient hospital



+24%

**increase in crisis services
provided to Arapahoe County
citizens with a substance use
diagnosis in 2020**



**81% of clients who
receive a crisis
service would
recommend
AllHealth Network
to others**

Client satisfaction highest rated items:

1. Staff friendliness
2. Building safety
3. Staff helpfulness



Arapahoe County Co-Responder Programs

| Law Enforcement Partner | Incident Count |
|--------------------------------|-----------------------|
| ACSO | 1486 |
| Englewood PD | 909 |
| Glendale PD | 324 |
| Greenwood Village PD | 196 |
| Littleton PD | 459 |
| Sheridan PD | 341 |
| Total | 3,788 |

What happens to AC residents when a Co-Responder is involved?

| Disposition | % of referrals |
|---------------------------|----------------|
| Treated in place | 55% |
| Transport to Emerg. Dept. | 28% |
| Transport to WIC | 13% |
| Law enforcement arrest | 3% |
| Transport to detox | 0.6% |
| Other | <1% |

Co-Responder/WIC Program Impact

492 police drop offs to WIC instead of ED

Approx. \$2k cost savings per person

- No ambulance transport
- No fire department response
- PD quicker return to service

\$984,000
2020 cost savings



-\$58,413

**Co-responder program operating
loss between July 1-Dec 31, 2020**

The background features a large white circle centered on a black field. To the left, a series of overlapping circles in shades of gray and white create a layered effect. To the right, a set of thin white concentric circles is partially visible, overlapping the edge of the central white circle.

Future Growth Strategies

IOP
expansion

ACT
expansion

CRP
evolution

Medicaid Prioritization

MAT
access

Care Coordination Services

Resiliency Program Services



Any questions?

bhenricks@AllHealthNetwork.org
cgrant@AllHealthNetwork.org

Thank you Arapahoe County!